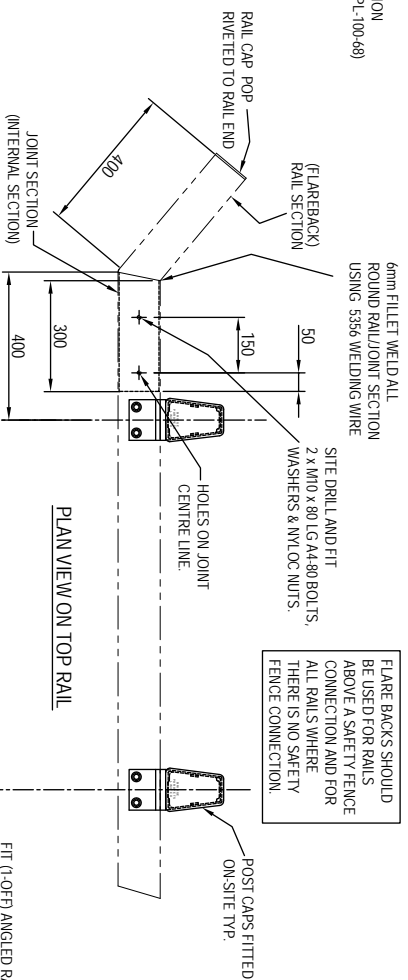
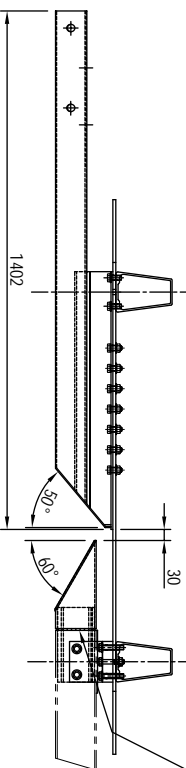


END ELEVATION DETAIL



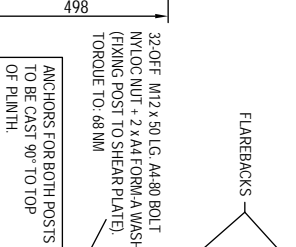
PLAN VIEW ON TOP RAIL



VIEW ON AA

SAFETY FENCE BY OTHERS: FOR TYPICAL DETAILS & LAYOUT CONSULT PROMOTERS.

CORRUGATED CONNECTION BEAM ASSY. (SEE DRG. BPL-100-68)



END ELEVATION OF SAFETY FENCE CONNECTION

ELEVATION OF SAFETY FENCE CONNECTION

VARIES DEPENDING UPON POST STAND HEIGHT

14-OFF M12 x 35LG, A4-80 SET SCREWS NYLOC NUT + 2 x A4 FORM-A WASHER (FIXING PARAPET CONNECTORS TO SHEAR PLATE). TORQUE TO: 68 NM

SHEAR PLATE/PARAPET CONNECTION BEAMS TO POST FIXINGS ARE 4-OFF M12 x 35LG, A4-80 SET SCREWS AND A4 PLAIN WASHERS. TORQUE TO: 68 NM

1000 (+/- 2mm FOR NETWORK) (POST CRS. +/- 2mm FOR EXISTING REPLACEMENTS)

END POST 2 ASSEMBLY SEE DRG. NO. BPL-100-72

RAIL TO POST (OUTER) FIXINGS ARE 6-OFF M12 x 60LG, A4-80 BOLTS AND A4 PLAIN WASHERS. TORQUE TO: 68 NM

EXTENT OF MESH INFILL (IF REQUIRED)

SHEAR PLATE SEE DRG. NO. BPL-100-69

SYSTEM & COMPONENTS ARE COVERED BY DESIGN REGISTRATION & PATENT APPLICATIONS.

copyright note: the property of bridge parapets, ltd. the contents of any drawings or documents are not to be reproduced without written permission from bridge parapets, ltd.

NOTES

- 1) THE CENTRELINE OF THE SAFETY FENCE SHALL BE SLOPED AT A RATE OF 1:100 TO LINE UP WITH THE CENTRELINE OF THE CONNECTING PLATE AT THE END OF THE BRIDGE PARAPET.
- 2) SPACERS TO LOWER RAILS (3 POSITIONS) TO BE SITE FITTED. SPACERS TO ALL OTHER RAIL POSITIONS CAN BE SHOP FITTED.
- 3) IF CORRUGATED BEAM CONNECTION IS INSTALLED ON A GRADIENT ENSURE POST ANCHORS (BOTH POSTS) ARE CAST 90° TO TOP OF PLINTH.

E	14/08/07	SHEAR PLATE/POST BASE FIXINGS WERE 45mm LG. NOW 50mm LG.
D	12/07/07	SHEAR PLATE/PARAPET CONNECTION BEAM FIXINGS WERE 30mm LG. NOW 35mm LG. RAIL TO POST (OUTER) FIXINGS WERE 55mm LG. SET SCREWS NOW 60mm LG. BOLTS SET SCREWS WERE BOLTS NOW
C	04/07/07	M12 x 35 LG. FIXINGS WERE BOLTS NOW
B	19/06/07	ANGLED RAIL INSERT & ANCHOR NOTE ADDED. CORR. CON. BEAM ASSY LENGTHEN BY 77mm.
A	15/12/06	ISSUED FOR USE
REV.	DATE	AMENDMENT

BRIDGE PARAPETS LTD
 TWITCH INDUSTRIAL PARK, MAIN CR. CR6, SODS-HILL, STORTING, W6 7JA
 TEL: +44 (0) 1453 870194 FAX: +44 (0) 1453 870667
 EMAIL: SALES@BRIDGE-PARAPETS.COM WEB: WWW.BRIDGE-PARAPETS.COM

DRAWN	PA	CHECKED	DM
DATE	15/12/06	SCALE	N.T.S.
TITLE	CORRUGATED BEAM CONNECTION [CORR. BEAM TO ALUMINIUM PARAPET; BPL 100 SYSTEM]		
DRAWING NUMBER	BPL/100/20		